


2007

ORTHOMOLECULAR  
MEDICINE  
HALL OF FAME



*Saturday, April 21  
Fairmont Royal York Hotel  
Toronto, Canada*




Orthomolecular therapy consists in the prevention and treatment of disease by varying the concentrations in the human body of substances that are normally present.

*—Linus Pauling, 1968*

## 2006 Hall of Fame Inductees

Bill Wilson  
Ruth Flinn Harrell  
Arthur Sackler  
Max Vogel

Abram Hoffer  
Lendon Smith  
David Hawkins  
Theresa Feist



## 2004 Hall of Fame Inductees

Linus Pauling\*  
William McCormick\*  
Roger Williams  
Evan Shute  
Wilfrid Shute

Irwin Stone  
Carl Pfeiffer  
Alan Cott  
William Kaufman  
Humphry Osmond



\* not shown

## 2005 Hall of Fame Inductees

Max Gerson  
Albert Szent-Györgyi  
Cornelis Moerman  
Frederick Klenner

Josef Issels  
Emanuel Cheraskin  
David Horrobin  
Hugh Riordan



## *Program*

### *Honouring Our Orthomolecular Pioneers*

---

Andrew W. Saul, Ph.D.

*Master of Ceremonies*

6:30 pm      Reception

7:00 pm      Welcome

Program


### 2007 Hall of Fame Inductees

Henry Turkel  
Fannie Kahan  
Ewan Cameron  
Glen Green  
Bernard Rimland  
Masatoshi Kaneko

---

# Henry Turkel, M.D.

1903 – 1992



*Dr. Turkel had the nerve to make his claims when everyone 'knew' that children with genetic defects could not possibly be treated successfully.*

–Abram Hoffer

*I know Dr. Turkel, and I can testify to his sincerity and conviction. The results that he reports are striking. There is evidence that patients would receive significant benefit.*

–Linus Pauling

**V**itamin therapy in Down syndrome began in 1940, when Henry Turkel, M.D., of Detroit be-

came interested in treating the metabolic disorders of Down syndrome with a mixture of vitamins, minerals, fatty acids, digestive enzymes, lipotropic nutrients, glutamic acid, thyroid hormone, antihistamines, nasal decongestants, and a diuretic. By the 1950s he had devoted his practice almost entirely to Down syndrome patients, of whom he kept exceptionally detailed records, including serial photographs of their progress.


Conventional medicine ignored Dr. Turkel and he eventually retired and moved to Israel. Turkel clearly demonstrated that one of the 'worst' genetic defects—trisomy, leading to Down syndrome—could be modified through what is largely a nutritional program with moderately high-dose supplements. The program never corrected the basic genetic defects in Down syndrome, of course, but it did correct much of the collateral biochemical consequences, leading to improvements in cognition, physical health, and appearance. Turkel was probably the first to show that nutrition could improve genetic programming, and that genetic predeterminism was limited. (Jack Challem)

Turkel contributed four important articles to the *Journal of Orthomolecular Psychiatry*, including "Medical Amelioration of Down's Syndrome Incorporating the Orthomolecular Approach (1975), and "Intellectual Improvement of a Retarded Patient Treated with the 'U' Series" (1984).

Dr. Turkel's bibliography is posted at <http://www.doctoryourself.com/turkel.html>

# Masatoshi Kaneko, Ph.D.

b.1935



*"Orthomolecular nutritional medicine pioneers such as Dr. Kaneko look beneath the surface, and search for answers that may remain hidden to the superficial observer."*

–Hugh D. Riordan, M.D.

**M**asatoshi Kaneko, PhD, started his career in the pharmaceutical industry, where his research involved studying the development of monoclonal antibodies and other molecular mechanisms of carcinogenesis. Kaneko came to believe that there must be a better approach to the treatment of cancer. He recalls, "I came to real-


ize that there was no single chemotherapeutic substance - no single magic bullet." In the early 1970s, during a fellowship in the United States, Kaneko met Dr. Rei Kitahara, from Kumamoto University Medical School, which ultimately led him to orthomolecular medicine and meeting Linus Pauling. This, Kaneko says, was "a major turning point of my life."

With iatrogenic (doctor-caused) disease on the rise, Dr. Kaneko realized that an understanding of nutritional medicine was absent among Japan's medical establishment. Wishing to spare the public from the dangers of invasive and often unnecessary medical procedures, he began educating the people of his homeland in the art and science of managing their own health. The Kaneko School and the Know Your Body Club (KYB) were formed, and a new movement in Japan's modern health care system was born. (Condensed from Riordan HD: *Medical Mavericks Volume III*, p 93-107.)

Since 1984, the vision of Dr. Masatoshi Kaneko has nurtured the growth of the KYB Club in Japan. His goal is to provide the public with valid scientific information on the proper use of nutritional supplements and to promote a healthier nation. Affiliated with orthomolecular pioneers Linus Pauling and Abram Hoffer, the KYB Club today now represents over 30,000 professional clinicians, registered dietitians and orthomolecular medical nutritionists all over Japan, and encompasses the Orthomolecular Nutrition Laboratory, the KYB Medical Services and Clinic, and the non-profit Orthomolecular Medical Nutrition and Associates.

## Bernard Rimland, Ph.D.

1928 - 2006



*“Bernard Rimland calls drugs ‘toximolecular medicines,’ meaning involving toxic molecules instead of the “correct” molecules of orthomolecular medicine. I agree with his choice of words.”*

—Linus Pauling, Ph.D.

**I**n the early 1960s, Bernard Rimland, PhD, was the man who made the then-revolutionary discovery that autism is a biological disorder. He outlined the evidence in his 1964 book, *Infantile Autism: The Syndrome and Its Implications for a Neural Theory of Behavior*. Based on

reports from parents of autistic children, Rimland investigated high-dose vitamin B<sub>6</sub> therapy. While other authorities in the autism field considered the idea that a vitamin could correct a brain disorder to be preposterous, to date, 22 studies (including 13 double-blind studies) show that vitamin B<sub>6</sub>, typically combined with magnesium, benefits a large percentage of autistic children.

When Dr. Rimland learned that most childhood vaccines contained thimerosal—a preservative that is nearly 50% mercury, a powerful neurotoxin—he realized that the escalating numbers of vaccines given to children could be the culprit behind skyrocketing rates of autism. The medical establishment, not surprisingly, expressed great antagonism toward this theory.

To overcome such resistance, Rimland created the Autism Society of America, the Autism Research Institute, and the Defeat Autism Now! (DAN) project, which grew from a small first meeting into a worldwide movement. He also served on the JOM Board for many years.

Writes Woody R. McGinnis, MD: “Any mechanistic hypothesis for autism should accommodate the successful application of high-dose vitamin B<sub>6</sub> pioneered by Bernard Rimland.”

*Excerpted in part from <http://www.autismwebsite.com>*

## Fannie H. Kahan

1922 – 1978



**F**annie Hoffer Kahan was born in 1922 on a farm in southern Saskatchewan, the youngest of Israel and Clara Hoffer's six children. A gifted writer from a young age, she graduated from the University of Minnesota with a journalism degree. Newspapers and magazines throughout North America published her articles on a variety of topics and she authored a number of books.

From the beginning of her writing career up until her death, Fannie fought passionately for better understanding and treatment of schizophrenia. A true pioneer in recognizing and promoting a holistic orthomolecular approach to

health, she was one of the first journalists to write about the early research on schizophrenia conducted by Abram Hoffer, her brother, and Humphry Osmond. She continued through the years with a large number of articles and pamphlets which provided the public with much needed information about schizophrenia and its treatment. In conjunction with Drs. Hoffer and Osmond she wrote *How to Live with Schizophrenia*, using her talent for clear language to explain to lay people the basics of schizophrenia from an orthomolecular medicine perspective. Also with Drs. Hoffer and Osmond, Fannie wrote the companion book *New Hope for Alcoholics*. Another key publication was her book *Brains and Bricks*, a history of the Yorkton Psychiatric Centre, designed to take into account schizophrenics' experiences of different architectural features.

Throughout her writing career Fannie was strongly supported by another orthomolecular pioneer, her husband Irwin Kahan, who among other activities worked tirelessly to establish the Canadian Schizophrenia Foundation. In turn, Fannie supported Irwin in his efforts to improve the quality of life for schizophrenics and their families.

In 1972 Fannie became managing editor of the *Journal of Orthomolecular Psychiatry* and editor of the Huxley/CSF Newsletter. During her last illness, with the dedication and selflessness that was so characteristic of her, she worked on the *Journal* up until a few days before her death in 1978. She left behind Irwin, their three children Barbara, Meldon and Sharon, and an important body of work related to orthomolecular medicine.

— Barbara Kahan

## Ewan Cameron, M.B., Ch.B.

1922 – 1991



*It has been known for many years that cancer patients have depressed circulating, cellular, and tissue ascorbate reserves, and ascorbate is involved in many aspects of host resistance to cancer.*

—Ewan Cameron, MB, ChB


**D**r. Ewan Cameron was born in Glasgow, Scotland July 31, 1922. He received his medical degree from the University of Glasgow in 1944, and immediately joined the British Army, where he served as a medical officer in Burma for three years. A gifted surgeon, Cameron

worked as a Consultant Surgeon at Vale of Leven Hospital in Dunbartonshire, Scotland, from 1956 to 1982, becoming the Senior Consultant Surgeon in 1973. He received the Queen's Coronation Medal in Britain in 1977, as well as fellowships from the Royal Colleges of Surgeons in Glasgow and Edinburgh, and the Royal Faculty of Physicians and Surgeons in Glasgow. In 1966, Cameron published his first book, *Hyaluronidase and Cancer*. In 1971, Cameron began corresponding with Dr. Linus Pauling of the Linus Pauling Institute of Science and Medicine. He completed many scientific studies in conjunction with the institute, and published *Cancer and Vitamin C* with Pauling in 1979. After retirement from Vale of Leven Hospital in 1982, Cameron was invited to become Medical Director and Senior Research Professor at the Linus Pauling Institute, where he worked closely with Pauling on many important research topics. Cameron had a son and a daughter with his first wife, Phemie. After her death in 1985, Cameron married Connie, who survived him after his death on March 21, 1991." (Courtesy Oregon State University Libraries Special Collections)

While best known today for his pioneering use of intravenous ascorbate against cancer, Cameron also made additional, remarkable discoveries. One was that high doses of vitamin C provided profound pain relief. Another was that such doses, in Cameron's own words, "enabled opiates to be withdrawn without withdrawal symptoms." (*Protocol for the Use of Intravenous Vitamin C in the Treatment of Cancer*, 1986. Full text at [www.doctoryourself.com/cameron.html](http://www.doctoryourself.com/cameron.html))

## R. Glen Green, M.D.

b. 1923



*"We are what We Eat"*

**D**r. Glen Green, a nutrition pioneer, received his M.D. from McGill University in 1947 after completing his B.A. and Certificate of Medicine at the University of Saskatchewan in 1945. He began life as a general practice physician in 1949 in Prince Albert, Saskatchewan, where he still lives with his wife, Peggy.

Dr. Green served as the medical staff president of two hospitals and was a board member of the Saskatchewan College of Physicians and Surgeons. In 1968 his own poor health became

the impetus for examining how doctors diagnose and treat patients. He was a voracious reader and regularly connected with luminaries such as Linus Pauling and Abram Hoffer, eager to exchange innovative ideas and new treatments.

His 1970 study of 1,200 school children led to his discovery of subclinical pellagra, an indication that the body is lacking in vitamin B<sub>3</sub> which, if untreated, may lead to schizophrenia. He also developed the Perceptual Dysfunction Test to diagnose more accurately subclinical pellagra. Children who fell into this category (some 17%) had difficulty reading and often had behavior problems. The cause was a cerebral allergy, overtaxing the digestive system. Sensory illusions stopped when orthomolecular therapy and diet were used.

Dr. Green's pursuit of help for patients who did not respond to traditional medicine led him further into alternative medicine. In his book, *Doctors*, Martin O'Malley wrote that Green was the most "radical holistic doctor in Canada", a mantle he wore with pride. Green lost his license to practice medicine in 1982 for the belief that people must alter their lifestyles and learn how to nourish their bodies to rediscover the joy of good health.

Dr. Green was one of the 24 founding members of the Academy of Orthomolecular Psychiatry established in 1976. He contributed five articles on subclinical pellagra to the *Journal of Orthomolecular Psychiatry*.

- Susan Green